

WINNERS

ONLY INC.

ASSEMBLY INSTRUCTIONS

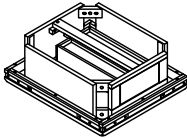


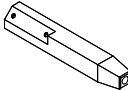


ITEM NO : AMG100E

T2-MO100E- -O

Reminders

1. Use only the hardware supplied.
2. Do not over-tighten bolts.
3. This item may require periodic tightening.

Hardware List :

COMPONENTS LIST			QTY	NO	DESCRIPTION	SIZE	SKETCH	QTY
A	Table Top		1pc	1	Long Bolt	1/4"x 57mm		8pcs
				2	Spring Washer	5/16"x 12mm		8pcs
B	Table Legs		4pcs	3	Flat Washer	5/16"x 19mm		8pcs
				4	Allen Key	58x 23x 4mm		1pc

Note: Two or more people are needed for assembly.

Step (1): Place Table top (A) flat down on a soft surface such as a carpet. Use (1)(2)(3) to attach four legs (B), to table top (A) as shown in the diagram. Tighten with allen key (4).

Step (2): Please put in drawers as shown in the diagram (step 2) when you have done assembly.

Assembly is now complete. Thank you for your purchase.

