





1		8PCS 5/16" Washer	3		4PCS 5/16"x1-1/2" Machine Bolts
2		8PCS 5/16" Spring Washer	4		4PCS 5/16"x2" Machine Bolts

Instruction:

1. Put the table up side down on the floor.
2. Insert the front legs to the table top , and make sure that the metal plates are aligned and locked into place .
3. Pull and fully extend the left and right drawers and secure the two front legs with ① ② ③
4. Secure the two back legs to the table top with ① ② ④.
5. Tighten the machine bolts into the legs.

