





ASSEMBLY INSTRUCTION.

MODEL: EDT68

CODE	ITEM	DESCRIPTION	QTY
A		M6X70mm JCBC SCREW	12 PCS
B		SPRING WASHER	12 PCS
C		FLAT WASHER	12 PCS
D		M4 ALLEN KEY	1 PC

NOTE: PART LIST AND HARDWARE SHOWN IS PER/PC TABLE.




TABLE TOP: 1PC

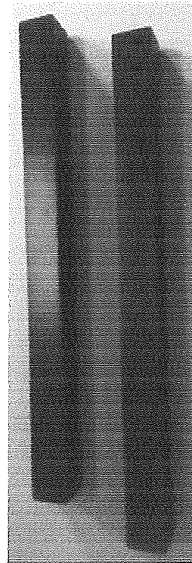



TABLE LEG: 4PCS
(2PCS-LEFT, 2PCS-RIGHT)

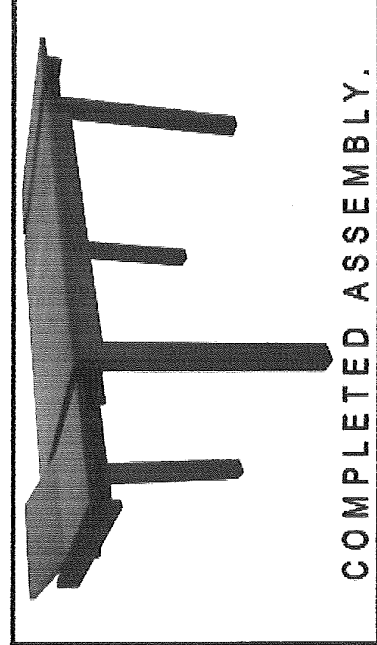
-TIGHTENING THE TABLE LEG TO TABLE TOP WITH M6X70mm JCBC SCREW,
SPRING WASHER AND FLAT WASHER. (X12)



D

TABLE LEG

TABLE TOP



COMPLETED ASSEMBLY.

Ti- BM 3273

